

SALIDA  
AL CANAL

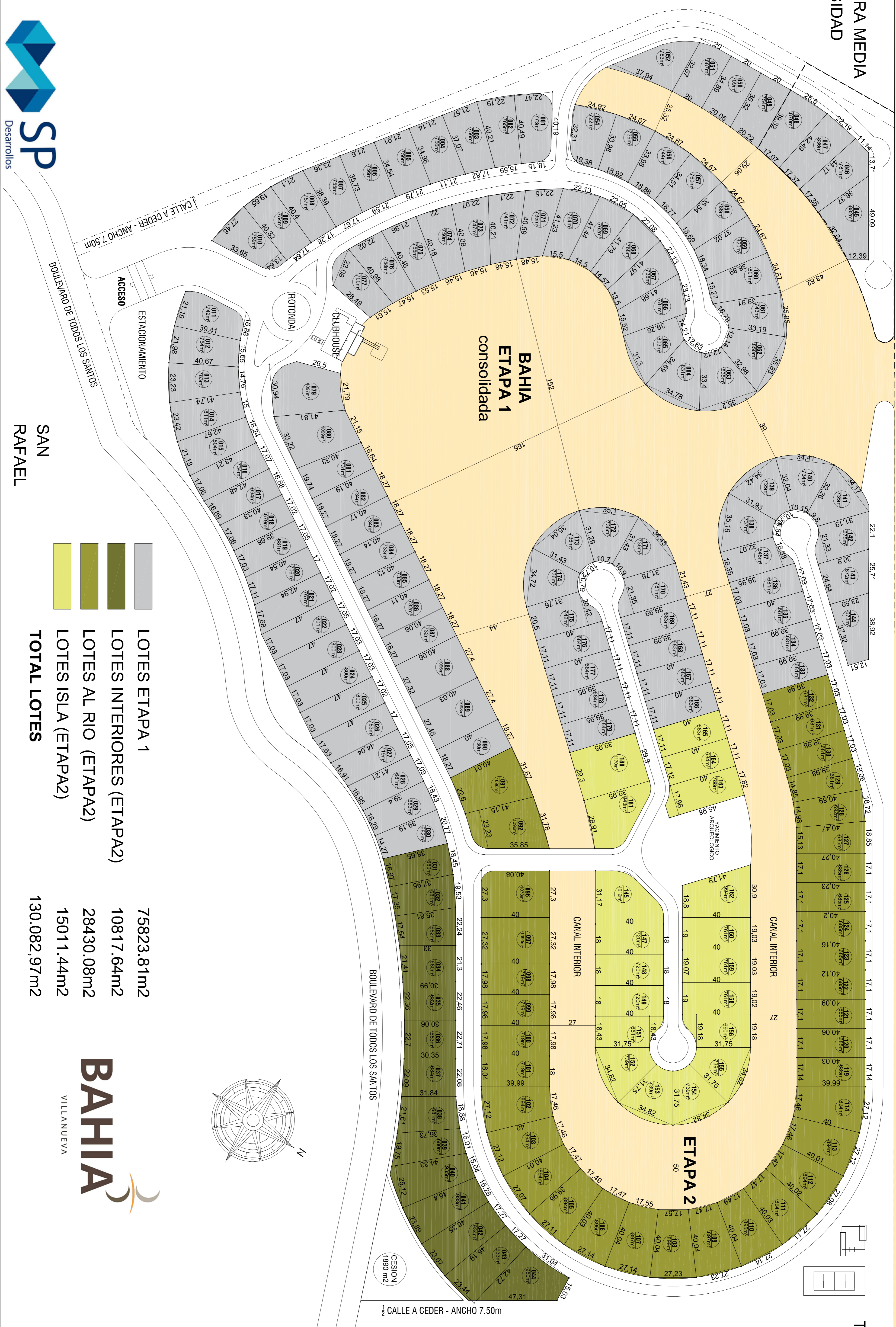
CANAL VILLANUEVA

FUTURA MEDIA  
DENSIDAD




TENIS

BAHIA  
ETAPA 1  
consolidada

ETAPA 2



SAN  
RAFAEL

|   |                           |                                |
|---|---------------------------|--------------------------------|
|  | LOTES ETAPA 1             | 75823.81m <sup>2</sup>         |
|  | LOTES INTERIORES (ETAPA2) | 10817.64m <sup>2</sup>         |
|  | LOTES AL RIO (ETAPA2)     | 28430.08m <sup>2</sup>         |
|   | LOTES ISLA (ETAPA2)       | 15011.44m <sup>2</sup>         |
|   | <b>TOTAL LOTES</b>        | <b>130.082,97m<sup>2</sup></b> |

**BAHIA**  
VILLANUEVA



SK SEGGIARO ARQUITECTOS

BAHIA I VILLANUEVA I TIGRE

PLANO LOTES

s/e

30  
ABR  
2021